

Sandwell Job Vacancy Insight Report

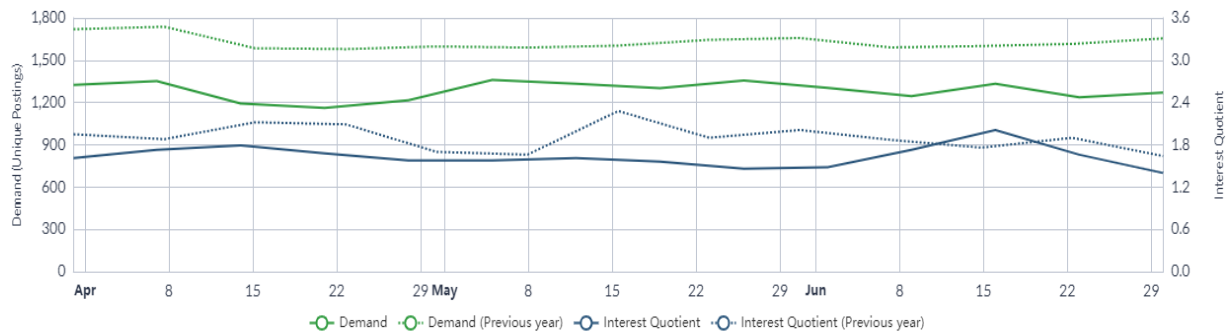
April 2024 to June 2024

Current Job Posting Trends¹

Sandwell Overview

- Between April to June 2024 (inclusive), there were 6,451 unique job adverts for roles recorded in Sandwell. This number of postings is high compared to all local authority districts.

Demand and Interest Trend:



- Over this quarter, job adverts have decreased by 4.2%, signalling a cooling off in demand by employers. Over the past year, postings are 23.3% lower, providing further signs of cooling.
- More recently, demand has continued to cool, as postings have decreased 2.6% in the last 30 days of job posting activity.
- By comparing interest quotient and demand, we can identify where there are mismatches in talent/supply and demand. Interest Quotient is ranked high at 1.6.

Sandwell Advertised Salary

- The advertised median salary for roles over this period in Sandwell was £30,445 – up by 5.8% from the previous year, but 9.3% less than the overall national median salary of £33,579.

Salary Trend:



¹ Source: All data derived from the Adzuna Analyst Tool (July 2024)

Top Occupations

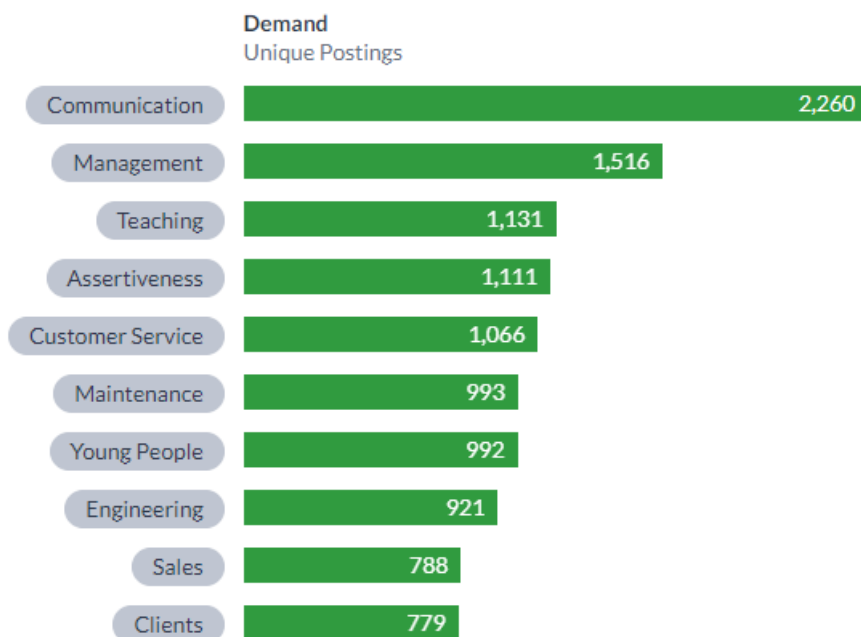
- The top posted occupations below account for 15.0% of all job postings in this quarter.
- Primary school teachers are the most in demand occupations, receiving the highest number of postings in the area.
- Healthcare support workers are the most in demand vacancies from the employee perspective, receiving the highest interest in terms of clicks and applicants.
- Maintenance engineers have the highest location quotient.

In-Demand Occupations:

Occupation	Median Salary	Demand	Location Quotient	Interest Quotient
Primary School Teacher	£38,403	160	2.12	1.21
Teacher	£38,159	133	3.52	4.44
Maintenance Engineer	£43,500	119	3.94	5.78
SEN Assistant	£21,600	99	2.06	4.3
Healthcare Support Worker	£22,720	94	1.67	27.02
Teaching Assistant	£21,327	86	1.17	6.45
Manager	£42,500	78	0.76	7.66
Assistant	£24,970	73	1.5	13.85
Learning Support Assistant	£21,221	66	3.6	4.17
General Nurse	£39,360	60	1.17	11.7

Most In-Demand Skills

- Reflecting the most advertised occupations, the biggest skills gaps are around 'communication', 'management' and 'teaching'.



Who's Hiring

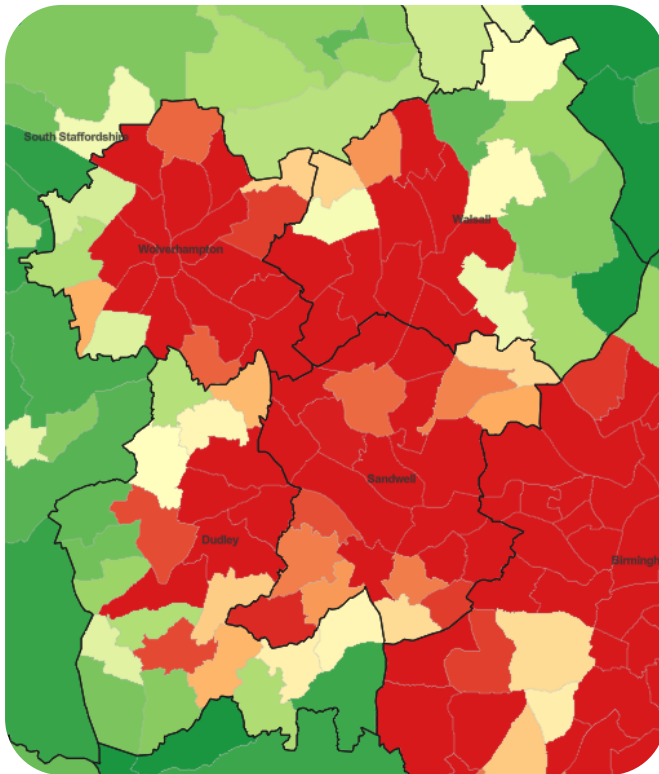
- By volume the Sandwell Council have logged the most job postings, but posting is also high for Cygnet Health Care.

Employers Hiring:

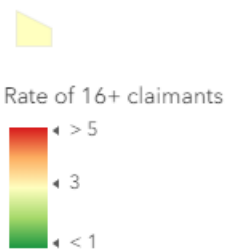
Employer	Industry SIC 2007	Demand Unique Postings
Sandwell Metropolitan Borough Council	Public administration and defence; compulso...	289
Cygnet Health Care	Human health and social work activities	70
Black Country Women's Aid	Accommodation and food service activities	70
Tesco	Wholesale and retail trade; repair of motor v...	60
HC One	Human health and social work activities	54
Voyage Care	Human health and social work activities	45
2 Sisters Food Group	Manufacturing	44
GAP Group		42
DPD	Transportation and storage	41
Creative Support	Human health and social work activities	38

Sandwell Total Claimants²

- Sandwell had 13,695 claimants aged 16 years and over in May 2024, an increase of 530 (+4.0%) claimants from the previous month. Compared to May 2023, claimants in Sandwell increased by 330 (2.5%).
- When compared to March 2020, the number of claimants has increased by 2,915 (+27.0%).



Ward claimant rate per population compared to National Average (3.0%) May 2024 for 16+



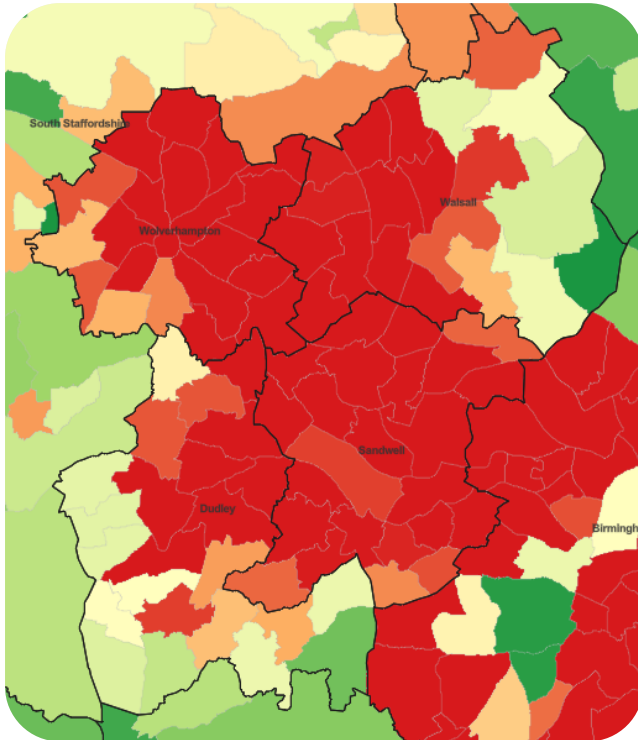
Sandwell Wards	Number	Rate
Abbey	475	4.8%
Blackheath	405	4.1%
Bristnall	415	4.3%
Charlemont with Grove Vale	425	4.3%
Cradley Heath and Old Hill	535	4.9%
Friar Park	480	5.0%
Great Barr with Yew Tree	355	3.5%
Great Bridge	525	5.0%
Greets Green and Lyng	735	7.1%
Hateley Heath	655	5.6%
Langley	600	5.5%
Newton	405	4.0%
Old Warley	335	3.4%
Oldbury	600	5.2%
Princes End	630	6.2%
Rowley	410	4.3%
St Pauls	840	7.2%
Smethwick	755	6.6%
Soho and Victoria	1,175	9.3%
Tipton Green	585	5.2%
Tividale	465	4.6%
Wednesbury North	530	5.2%
Wednesbury South	480	4.5%
West Bromwich Central	875	7.7%

- Out of the 24 wards within Sandwell, all 24 were at or above the UK average of 3.0%.
- The wards with the highest number of claimants as a percentage of residents aged 16 years and over were Soho and Victoria at 9.3%, West Bromwich Central at 7.7% and St Pauls at 7.2%.

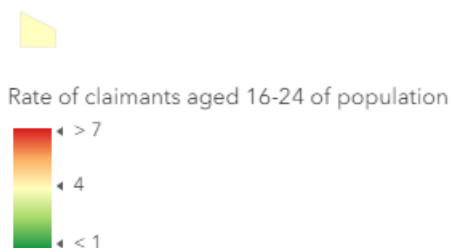
² Office for National Statistics (ONS) / Department for Work and Pensions (DWP), claimant counts, released June 2024 (please note May figures are provisional).

Sandwell Youth Claimants

- Sandwell had 2,690 youth claimants in May 2024, this is an increase of 30 (+1.1%) youth claimants since April 2024. When compared to May 2023, the number of youth claimants increased by 165 (+6.5%).
- When compared to March 2020, the number of youth claimants increased by 560 (+26.3%).



Ward claimant rate per population compared to National Average (4.0%) May 2024 for 16-24



Sandwell Wards	Number	Rate
Abbey	80	6.5%
Blackheath	85	7.0%
Bristnall	90	6.9%
Charlemont with Grove Vale	90	7.3%
Cradley Heath and Old Hill	85	6.2%
Friar Park	95	7.8%
Great Barr with Yew Tree	85	6.2%
Great Bridge	105	7.2%
Greets Green and Lyng	140	9.3%
Hateley Heath	130	7.9%
Langley	100	7.0%
Newton	90	7.3%
Old Warley	70	5.9%
Oldbury	100	6.6%
Princes End	150	10.3%
Rowley	90	7.4%
St Pauls	165	7.9%
Smethwick	125	7.6%
Soho and Victoria	220	9.7%
Tipton Green	120	8.2%
Tividale	95	7.4%
Wednesbury North	110	8.4%
Wednesbury South	115	8.9%
West Bromwich Central	150	10.0%

- Challenges remain with youth claimants as all 24 wards in Sandwell were above the UK average of 4.0% in May 2024.
- The wards with the highest number of claimants as a percentage of residents aged 16-24 were Princes End at 10.3%, West Bromwich Central at 10.0%, and Soho and Victoria at 9.7%.